


## **LIKE – Living on a Karst Edge**

# **Green Book of Knowledge**

## **Educational Project NATURE 2000**



The educational project „NATURE 2000“ is accompanied by the Green Book of Knowledge which participants complete during the workshops and which they receive upon completion of the education.

The participants will also receive sheets and materials they have used in each workshop and which they will be able to file into a separate map which will eventually make up the “Green Book of Knowledge”.

The common objective of all workshops is to raise awareness of the reasons and the need for nature protection, which will be mostly conducted through group work and various games. The workshops have a theme plant and animal which will help to cover the terms related to nature protection and the “Natura 2000” area, as well as specific terms related to biology and wildlife. In addition, the focus of all workshops will be placed on the habitats within the “LIKE” project scope.

## Workshop 4.

# GRIFFON VULTURE



griffon vulture  
(*Gyps fulvus*)

### 1. „Tic-tac-toe!“

The sheet with a speedboat, “poisoned sheep” and griffon vulture for tic-tac-toe.  
A tic-tac-toe template.


### 2. „Spot the similarities/differences!“


The sheet with 16 sheep with a certain number of differences to be spotted.  
The sheet with 16 griffon vultures with a certain number of differences to be spotted.


### 3. „Mmm... look look, something smells nice!“

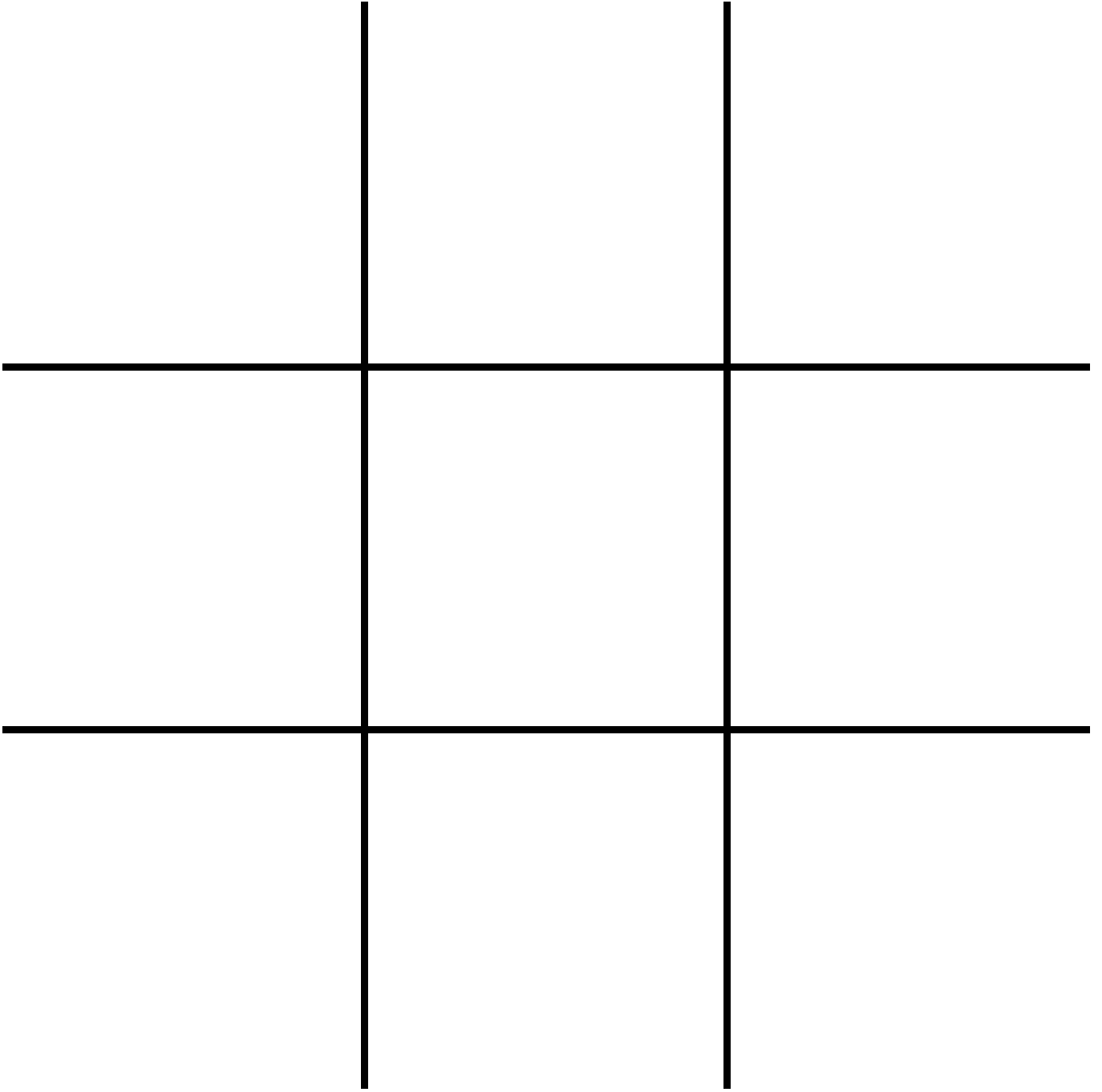
The template for scent cards.  
The sheet to be completed while determining the scents.

1. „Tic-tac-toe!“









## 2. „Spot the similarities/differences!“


Spot the two identical pictures of griffon vultures and sheep in the attached sheets! There are 16 griffon vultures / sheep in total, out of which 8 pairs of griffon vultures and sheep are identical.









3. „Mmm... look, look, something smells nice!“ – Which scent am I?  
The template for scent cards.




scent 1




scent 2



scent 3



scent 4



scent 5

The sheet for detecting unknown scents.

Write down which scent I am! ↩

1. \_\_\_\_\_

2. \_\_\_\_\_

3. \_\_\_\_\_

4. \_\_\_\_\_

5. \_\_\_\_\_

Write down which scent I am! ↩

1. \_\_\_\_\_

2. \_\_\_\_\_

3. \_\_\_\_\_

4. \_\_\_\_\_

5. \_\_\_\_\_

Write down which scent I am! ↩

1. \_\_\_\_\_

2. \_\_\_\_\_

3. \_\_\_\_\_

4. \_\_\_\_\_

5. \_\_\_\_\_

Write down which scent I am! ↩

1. \_\_\_\_\_

2. \_\_\_\_\_

3. \_\_\_\_\_

4. \_\_\_\_\_

5. \_\_\_\_\_